



# SOF PROVING GROUND

## The Occluder Gunsight

A review by Ross Elder



Closeup of the sight channels



Sean Conner aiming through the Occluder.

**B**efore I left for Afghanistan, I fielded a couple of questions from some new civilian shooters who were having difficulty learning to shoot with both eyes open. In response to those questions, I produced a short YouTube video explaining the issues related to that subject, along with some of my recommended training solutions. It was well received, so I left it at that.

A few months later while in-country, I received an email from Doug Orlob, an inventor, shooter and former Navy man. He claimed he had invented a new type

of gunsight that eliminates the double sight picture you see when shooting with both eyes open. He forwarded a brief video showing one of his inventions mounted on a Glock pistol. I was intrigued with his innovative design. He offered to send one of his sights to me for testing. My testing of this device had to wait until I returned from Afghanistan. Doug has designated these devices the "Occluder Gunsight," so named because it blocks out part of your view.

As an opticalman for the U.S. Navy, and as a licensed dispensing optician, Doug knows vision and optics like few shooters can. Now retired, he has the freedom to be creative. He holds one patent already and has three other patents pending.

Once I was settled back at home,

Doug gathered up some items and sent them to me. His shipment included three of his Occluder devices: the standard Glock rear sight Occluder, the triple Occluder, and an Occluder device for rifles. Doug also sent along a Hi-Vis shooting systems handgun sight (front sight) to replace the standard front sight on my G19 pistol. (see photos)

The premise behind the design is simple, but brilliant. When you shoot with both eyes open, both eyes see your weapon and the front sight, creating a double vision effect. If you focus on the front sight, you see two rear sights on a handgun. If you focus on the rear sight, you see two front sights on your handgun. If you focus on the target, you get two complete views of your weapon. Shooting from an isosceles stance using a 360 clutch grip places your gun right out in front and both of your eyes can view the weapon, target and sights. This can lead to momentary confusion while you adjust the weapon so your dominant eye is looking down the sights.

Doug's design, which I consider to be the most innovative thing I have seen in iron sights, eliminates the view of the weapon for your non-aiming eye. It



doesn't matter if you use your right eye or left, or if you are a right-handed shooter or left-handed shooter. The sight works the same either way.

Although Doug's original Occluder Sight is innovative enough for most people, it was the Triple Occluder that really caught my eye. In the Triple Occluder, Doug's design replaces your standard rear sight with two fiber optic inserts, one on each side. These rear sights are then moved to the front of the Occluder Sight inside channels cut into the body of the device. These channels are what lead to its name. Not only is the front sight occluded, but the rear sights are as well. You can't see the rear sight dots with your non-aiming eye. This design completely masks the irrelevant sight picture given by your non-aiming eye by blocking the three separate dots.

Once the device is properly installed, aligned, and sighted in, you can only see one sight picture. This solves the age old problem many people face when trying to learn to shoot tactically while main-



taining all of your peripheral vision. If you see three dots, you are good, even if your hands have drifted into your non-dominant eye's path.

The device is machined from a single piece of aluminum by ITM Machining in Walla Walla, Washington, and there are no moving parts or anything to break loose. The single Occluder I received is anodized and the triple Occluder is powder coated. The triple Occluder has three set screws, size 1/16 hex, that lock the sight down once you have it properly installed. The front set screws can also elevate the front of the Occluder slightly if

minor adjustments are needed. It is a very tight fit in the dovetail. I had to tap mine in gently using a plastic hammer. I recommend using a Glock sight tool to remove your rear sight. The Glock standard rear sight is made of plastic and will mar easily if you are not careful.

The single Occluder has one set screw, fits into the sight dovetail just like a standard sight, and is also precision machined to be a tight fit. The single Occluder does not obstruct the rear sight in any way, but blocks the view of the front sight by the non-shooting eye.



The rifle Occluder is built differently and mounts on your forearm's top rail. For military shooters, this will interfere with top rail-mounted devices such as your IR laser device. An AN/PEQ2, for instance, takes up virtually the entire top rail, eliminating the option for a top-mounted Occluder. An AN/PEQ15 IR device may leave enough rail for the Occluder, but I did not have one to test for this review. A side-mounted Occluder may prove to be a more efficient idea for

# BLOOD DEBT

**In the closing days** of the Vietnam War, a young Special Forces recon team leader, Sergeant Jack McCoy, is sent on a secret mission into Laos. Jack's team is ambushed by the NVA and he, his best friend, Charlie Mills, and a Montagnard team member are captured. The leader of the enemy unit is a Russian Spetsnaz officer who, in a fit of rage, kills a defiant Charlie in cold blood using Jack's own knife. Jack eventually escapes his captors and vows to one day avenge the death of his friend.

**Thirty-five years later** Jack is the commander of a Sheriff's Department SWAT team in Las Vegas, Nevada. On a VIP protection detail at a Las Vegas hotel, Jack encounters the former Spetsnaz officer, now a diplomat and spy for the Russians. After a violent confrontation, Jack threatens to reveal the man's murderous act in Laos. A high-level CIA official intervenes, claiming the Russian is a valuable Agency asset.

**Jack cannot be dissuaded** so the official and the diplomat go after him with hired assassins and the streets of Las Vegas run red with blood. After two failed attempts on his life, Jack, now reunited with his Montagnard teammate and assisted by two friends, both Special Ops veterans, lures his enemies to a remote ranch in Colorado. In the bloody showdown that follows, Jack learns why they are trying to kill him and why his team was ambushed in Laos. In the process he keeps a decades old promise to a friend and learns the true meaning of honor, loyalty and friendship.



Available in print and e-book form  
at [Amazon.com](http://Amazon.com) and in e-book at  
Barnes and Noble Nook.

## The Occluder Gunsight Continued from page 77

shooters who like to accessorize their top forearm rail. If you are a side-mounted IR kind of person, there should be no issue with the rifle Occluder.

Once the triple Occluder was in place on my Glock 19, I immediately began drawing the weapon and sighting in. I was amazed at how fluid sighting is with the Occluder installed. The device simplifies your aiming. Draw—aim—three dots—bang. With fewer things to process, your eyes and your brain are faster in sight acquisition. I found myself trying to make the sight *not* work, but couldn't. If you have a proper sight picture, there is nothing else to confuse you.

Due to the cut of the Fobus paddle holster, the Occluder did not interfere with the G19's fit. The gun also fit into its Winthrop leather IWB holster, although the fit was quite tight. With use and wear I'm confident the leather would accommodate the Occluder without difficulty. The design of the Occluder does create a raised area just behind the ejection port, so it will interfere with some holster designs.

Installing the Hi-Vis front sight in conjunction with the triple-Occluder rear sight shortens the sight radius of a G19 from the standard 6.25 inches to just barely over four inches. So, expect a shorter sight radius from the triple. The single Occluder has no effect on sight radius.

This wouldn't be much of a review if all of the opinions were mine, so I presented the Occluder Sight to a few friends of mine. Nate, a former Marine, former police officer, and Army infantryman, was amazed by the innovative sight. "It's the coolest pistol sight I've ever seen," he said.


To check true target acquisition and sight picture, I loaded up the range bag and headed out to the range. I took the G19 to Midwest Gun Club in Canal Fulton, Ohio. There, USPSA and IDPA Competitive shooter Kevin Walsh, aspiring competitor Sean Conner, and I spent some time with the Occluder Sight. After a few dry runs of raising the weapon and sighting in, the rounds started flying. I hadn't adjusted the Occluder prior to this testing, so rounds were hitting a little

high; but that was due to the forward set screws being turned too much, which elevated the rear sight. We ignored accu-

days prior.

The general consensus on this revolutionary gunsight is that none of us had seen anything like it. We felt this would be a fantastic system for beginning shooters so they became comfortable shooting with both eyes open early in their training. Police officers and military personnel would also benefit from the fast acquiring sights. Anything that shaves off even milliseconds from your shot could save a life. Those who need to pull and fire quickly while maintaining pinpoint accuracy will find this sight a great addition to any handgun.

I also felt that the way the Occluder is designed, it begins to feel much like having a red-dot sight mounted on your pistol. You see the dots, only see one set of sights, line them up with your target, and bang. It is very fast.

Doug is always tinkering and developing new things. For the latest information on his innovative, and some might say revolutionary gunsight designs, go to [www.Occludersight.com](http://www.Occludersight.com) for more photos and video presentations of the Occluder Sight. The Triple Occluder retails for \$69.95 and the Single Occluder retails for \$59.95. 



Rear sight removal



Side-by-side view looking through the sight.

racy and simply concentrated on sight and target acquisition.

Both Walsh and Conner enjoyed the device and saw its benefits. Walsh pointed out that during slow, deliberate aiming by a trained and practiced shooter, the Occluder seemed on par with any good sight. But, the Occluder really shone during rapid acquisition shooting. The ease of sight alignment seemed to improve speed in gaining your sight picture and lining up with the target.

For me, during "combat style" shooting at a man-size target, utilization of sights is not a priority at close range. Two in the chest is a pretty simple shot within 25 feet, so it took me a couple of runs with the Occluder before I really started intentionally aiming down the sights. At the end of our range time, I was just as impressed with the Occluder Sight as I was when I unboxed it a few

**WARNING AND DISCLAIMER:** Any content in this publication, including technical data, reports of any activities, information, events and circumstances under controlled situations and under supervised control have not been tested nor approved nor were under the control of Soldier of Fortune Magazine. Reports are transmitted from independent sources to which SOF has neither supervision nor control. The data is transmitted for reporting events by the author. Soldier of Fortune Magazine, its agents, officers, consultants nor any other individual or entity reject any and all responsibility for any reporting in this publication. Any reports in this publication do not provide detail for comprehensive safety techniques, training techniques, training precautions that are absolutely essential for any covered or similar activity. The reader MUST not attempt any reported activity, technique or use of equipment based upon any reports in this publication. Comprehensive training, guidance and supervision is always necessary when engaging in any activity of which any report in this publication mentions or gives any reference to. The views of the authors do not represent the views of the Soldier of Fortune Magazine

**Contact:**  
**Occluder Sights**  
[www.occludersight.com](http://www.occludersight.com)

**Fobus Holster**  
(267) 803-1517  
[www.fobusholster.com](http://www.fobusholster.com)